

AQUA MARINE



GREY



SKY BLUE



BEIGE



GREEN



TERRA COTTA



BLACK



LINEN



TOAST



BLUE



NATURAL



TURQUOISE



BROWN



NAVY BLUE



VANILLA



BURGUNDY



PERSIAN GREEN



YELLOW



BUTTERCUP



PLUM



RED



CORAL



SAPPHIRE



FOREST GREEN

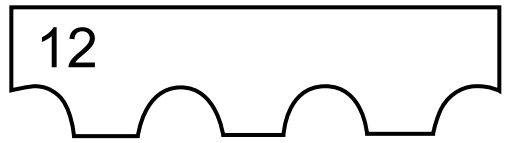
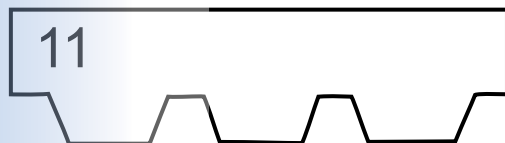
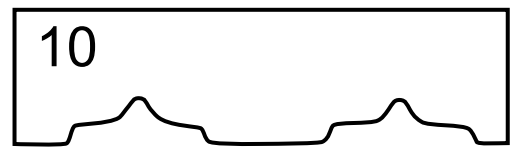
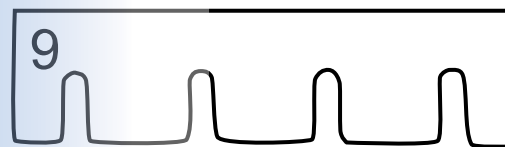
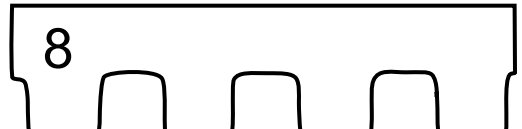
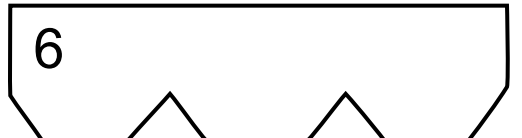
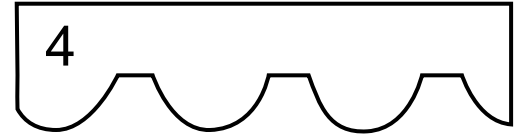
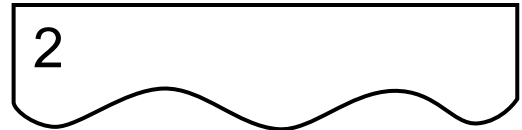
Santa Ana

1600 E. St. Gertrude Pl.
Santa Ana, CA 92705
800-332-2866
714-708-1399, Fax
License # 700678

San Diego

8120 Miramar Rd.
San Diego, CA 92126
858-621-6300
858-621-6333, Fax
License # 700678

Valance Selection Chart



Note: Conceptual drawings only. Actual valance appearance may vary dependent upon awning width and fabric selection.

Santa Ana
1600 E. St. Gertrude Pl.
Santa Ana, CA 92705
800-332-2866
714-708-1399, Fax
License # 700678

San Diego
8120 Miramar Rd.
San Diego, CA 92126
858-621-6300
858-621-6333, Fax
License # 700678